



Kensington HPP Quantum2 Series

The Quantum2 Series windows are designed to provide you a remarkable combination of aesthetics, reliability, performance, and value. With a limited lifetime warranty and glass breakage warranty, Kensington HPP's Quantum2 is one of the most desirable replacement windows in the industry.

Features

- Frame and sashes filled with foam to provide added insulation
- Fusion-welded frames and sashes for air and watertight, unitized construction
- Elegant beveled exterior for added curb appeal
- Easy-to-clean, maintenance free vinyl surfaces
- Dual weather stripping and reinforced continuous interlocks prevent air and water infiltration
- Heavy-duty, extruded aluminum screen frame with BetterVue™ mesh deters holes and tears
- Custom exterior colors are available, just provide Kensington HPP with a sample of desired color.

Benefits

- Powered by KensingtonGlass™ with Southwall Heat Mirror® technology to boost thermal performance
- R-5.9 full-frame double hung windows*
- Duel HPP Interlock System
- Increases indoor comfort – warmer in the winter and cooler in the summer
- 99.5% UV protection to reduce fading
- Helps improve home energy efficiency
- Reduced condensation
- Lifetime glass breakage warranty






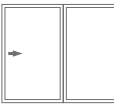
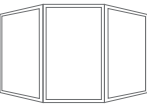


*Based on KensingtonGlass™ option selected.

**UV protection based on data provided by the Heat Mirror website.

Technical Performance Specifications

Styles	Kensington Glass KG4 S				KensingtonGlass KG7 S				KensingtonGlass KG9 S				KensingtonGlass Power Q10			
	U-Factor	R-Value	SHGC	VT	U-Factor	R-Value	SHGC	VT	U-Factor	R-Value	SHGC	VT	U-Factor	R-Value	SHGC	VT
Picture Window	0.25	4.0	0.22	0.52	0.16	6.3	0.2	0.46	0.14	7.1	0.2	0.46	0.13	7.7	0.19	0.36
Casement/Awning	0.25	4.0	0.17	0.4	0.18	5.6	0.16	0.35	0.17	5.9	0.16	0.35	0.16	6.3	0.15	0.28
Double Hung	0.26	3.8	0.2	0.47	0.2	5.0	0.18	0.41	0.18	5.6	0.18	0.41	0.17	5.9	0.17	0.33
Slider	0.28	3.6	0.2	0.47	0.21	4.8	0.18	0.41	0.19	5.3	0.18	0.41	0.18	5.6	0.17	0.33
Sliding Patio Door	0.3	3.3	0.2	0.45	0.22	4.5	0.18	0.39	0.21	4.8	0.18	0.39	0.19	5.3	0.17	0.31
Swing Patio Door	0.31	3.2	0.19	0.43	0.24	4.2	0.17	0.38	0.22	4.5	0.17	0.38	0.21	4.8	0.16	0.3

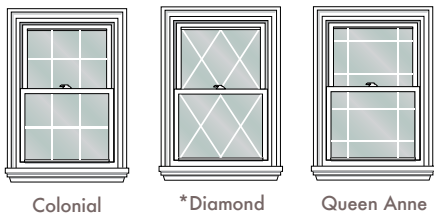
Frame Material / Style

Frame Material 3 1/4" vinyl									
Window Type	Fixed picture	Double hung	Casement	Awning	2-Section Sliding	Patio/Swing Doors	Bow/Bay/Garden	Half Circle/Arch	Geometric
Minimum Size	16" x 13"	17" x 26"	15.25" x 20.50"	20.5" x 15.25"	22" x 14.25"	see	dealer	for	details
Maximum Size	84" x 84" (144 max UI)	54" x 85" (140 max UI)	36" x 72" (96 max UI)	48" x 36" (80 max UI)	84" x 66" (145 Max UI)	see	dealer	for	details

Grille Options

Between The Glass

Grille pieces between the panes of glass create the desired look while preserving the smooth, easy-to-clean glass surface inside and out. Pencil, Perimeter and Single Line Prairie grid styles also available.



Grille Colors and Styles

	White	Tan	Brass*	Light Oak, Cherry or Pecan Laminate
Colonial	Flat, Contoured	Flat, Contoured	Pencil	Flat, Contoured
Queen Anne	Flat, Contoured	Flat, Contoured	Pencil	Flat, Contoured
Diamond	Flat	Flat	n/a	n/a

Glass Options

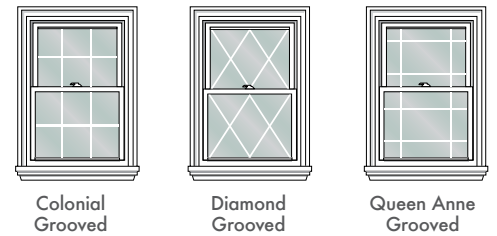
*Bevel-Headed Glass

Designer bevel-headed glass is available in 4 artistic patterns with silver, gold, or black caming. Patterns are available in almost any size window you require because each pattern is custom fabricated specifically for your window.



V-Groove Glass

Styled grooves that are cut into the panes of glass that create an artistic beveled glass look



Frame / Hardware Color Options

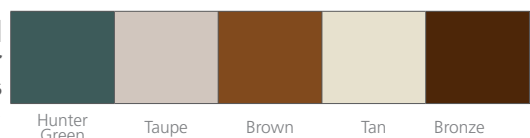
Combinations

	White	Tan	Light Oak	Cherry	Pecan
Interior Color	White	Tan	Light Oak	Cherry	Pecan
Hardware Color	White	Tan	Tan	Champagne	Champagne
Exterior Color	White	Tan	White/Tan	White/Tan	White/Tan

*Option only available with KensingtonGlass™ KG4 package.

Optional Exterior Finishes

(Custom colors available as well)



Patio Door Hardware

